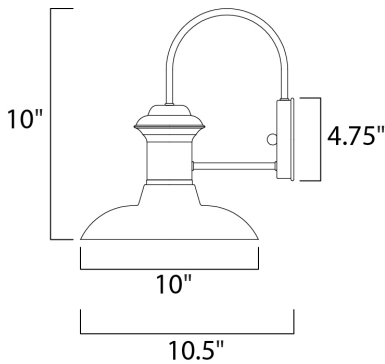




**PRODUCT DESCRIPTION**

Wharf is a transitional style collection from Maxim Lighting International, available in multiple finishes.





**MEASUREMENTS**

DIMENSION : 10" W x 10" H x 10.5" Ext  
 BACK PLATE : 4.75" W x 4.75" H x 8" HCO  
 HANGING WEIGHT : 1.21 lb

**LAMPING**

INPUT VOLTAGE : 120V  
 BULB : 1 x 60W Incandescent E26 Medium , 60W Total  
 BULB INCLUDED : (Not Included)  
 DIMMABLE : Yes

**FINISHES OPTION**

-  Empire Bronze
-  Oriental Bronze

**MATERIAL**

Aluminum

**RATINGS**

cETLus  
 Wet Location



**ADDITIONAL**

OPERATING TEMPERATURE:  
 -20°C (-4°F), 40°C (104°F)

Always consult a qualified electrician before installing any lighting product.



WESTERN DISTRIBUTION CENTER (HEADQUARTER)  
 253 NORTH VINELAND AVE | CITY OF INDUSTRY, CA 91746

EASTERN DISTRIBUTION CENTER  
 101 GARDNER PARK | PEACHTREE CITY, GA 30269

P. 626.956.4200 | F. 626.956.4225 | maximlighting.com