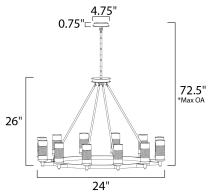




**PRODUCT DESCRIPTION**

The ring fixture has become a staple in today's interior decor. This collection features a transitional design which works in both Contemporary and Traditional applications. Available in Satin Nickel or Oil Rubbed Bronze, the rings radiate elongated cast arms that cradle cylindrical Clear glass shades with a Frosted band to eliminate glare.



\*max overall height

**MEASUREMENTS**



- DIMENSION : 36" L x 24" W x 26" H
- MAX OAH : 72.5" OAH
- CANOPY : 4.75" W x 0.75" H x 4.75" L
- HANGING WEIGHT : 6.8 lb

**LAMPING**

- INPUT VOLTAGE : 120V
- BULB : 8 x 60W Incandescent E12 Candelabra , 480W Total
- BULB INCLUDED : (Not Included)
- DIMMABLE : Yes

26329

**FINISHES OPTION**

-  Oil Rubbed Bronze (OI)
-  Satin Nickel (SN)

**GLASS**

Clear and Frosted CLFT

**MATERIAL**

Steel, Glass

**RATINGS**

cULus  
Dry Location



**ADDITIONAL**

ADJUSTABLE  
SLOPE: 120  
OPERATING TEMPERATURE:  
-20°C (-4°F), 40°C (104°F)

Always consult a qualified electrician before installing any lighting product.



WESTERN DISTRIBUTION CENTER (HEADQUARTER)  
253 NORTH VINELAND AVE | CITY OF INDUSTRY, CA 91746

EASTERN DISTRIBUTION CENTER  
101 GARDNER PARK | PEACHTREE CITY, GA 30269

P. 626.956.4200 | F. 626.956.4225 | maximlighting.com