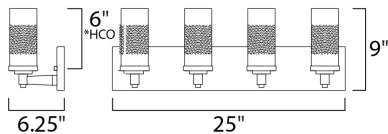




**PRODUCT DESCRIPTION**

The ring fixture has become a staple in today's interior decor. This collection features a transitional design which works in both Contemporary and Traditional applications. Available in Satin Nickel or Oil Rubbed Bronze, the rings radiate elongated cast arms that cradle cylindrical Clear glass shades with a Frosted band to eliminate glare.



**MEASUREMENTS**



DIMENSION : 25" W x 9" H x 6.25" Ext  
 MAX OAH : x 4.75" W x 25" H  
 HANGING WEIGHT : 4.5 lb

**LAMPING**

INPUT VOLTAGE : 120V  
 BULB : 4 x 60W Incandescent E12 Candelabra , 240W Total  
 BULB INCLUDED : (Not Included)  
 DIMMABLE : Yes

\*height from center of outlet to the top of the fixture

**FINISHES OPTION**

-  Oil Rubbed Bronze (OI)
-  Satin Nickel (SN)

**GLASS**

Clear and Frosted CLFT

**MATERIAL**

Steel, Glass

**RATINGS**

cULus  
 Damp Location



**ADDITIONAL**

INSTALL UP/DOWN: Up  
 OPERATING TEMPERATURE:  
 -20°C (-4°F), 40°C (104°F)

Always consult a qualified electrician before installing any lighting product.



WESTERN DISTRIBUTION CENTER (HEADQUARTER)  
 253 NORTH VINELAND AVE | CITY OF INDUSTRY, CA 91746

EASTERN DISTRIBUTION CENTER  
 101 GARDNER PARK | PEACHTREE CITY, GA 30269

P. 626.956.4200 | F. 626.956.4225 | maximlighting.com