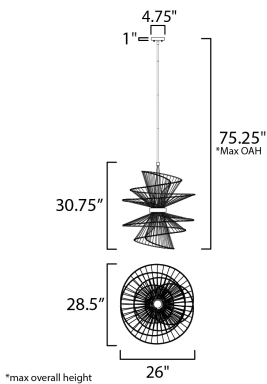




PRODUCT DESCRIPTION

A geometrical marvel of design and craft, the Zeta collection's abstract form seemingly twirls as if in movement. An elusive orb of clear glass casts light both up and downward through indelicate steel spindles in your choice of Natural Aged Brass, Matte Black or Matte White creating a remarkable filigree of light. Available in multiple sizes of pendants, a ceiling mount, and an ADA wall sconce, this collection of products serve as the ultimate focal point of a room.






MEASUREMENTS

DIMENSION : 28.5" L x 26" W x 30.75" H
 MAX OAH : 75.25" OAH
 CANOPY : 4.75" W x 1" H x 4.75" L
 HANGING WEIGHT : 13.2 lb

LAMPING

INPUT VOLTAGE : 120V
 LUMENS : 1,600 Rated (1,200 Del.)
 BULB : 2 x 8W LED LED , 16W Total
 BULB INCLUDED : (Integrated)
 DIMMABLE : ELV or Triac CL
 CRI : 90 CRI
 COLOR_TEMP : 3000K

FINISHES OPTION

-  Black (BK)
-  Matte White (MW)
-  Natural Aged Brass (NAB)

MATERIAL

Steel + Aluminum

RATINGS

cETLus
 Damp Location



ADDITIONAL

SLOPE: 30
 RATED LIFE 35000 Hours
 OPERATING TEMPERATURE:
 -20°C (-4°F), 40°C (104°F)

PHOTOMETRIC: Report Found Online

Always consult a qualified electrician before installing any lighting product.



WESTERN DISTRIBUTION CENTER (HEADQUARTER)
 253 NORTH VINELAND AVE | CITY OF INDUSTRY, CA 91746

EASTERN DISTRIBUTION CENTER
 101 GARDNER PARK | PEACHTREE CITY, GA 30269

P. 626.956.4200 | F. 626.956.4225 | maximlighting.com