



PRODUCT DESCRIPTION

Contemporary collection with sweeping arms and clean lines. Offered in Ice glass and Satin Nickel finish or Wilshire glass and Oil Rubbed Bronze finish.






MEASUREMENTS

- DIMENSION : 19" W x 8" H x 9" Ext
- BACK PLATE : 5.25" W x 5.25" H x 2.62" HCO
- HANGING WEIGHT : 4.37 lb

LAMPING

- INPUT VOLTAGE : 120V
- BULB : 3 x 60W Incandescent E26 Medium , 180W Total
- BULB INCLUDED : (Not Included)
- DIMMABLE : Yes

FINISHES OPTION

-  Oil Rubbed Bronze
-  Polished Chrome
-  Satin Nickel

GLASS

Wilshire WS

MATERIAL

Steel, Glass

RATINGS

cETLus
Damp Location



ADDITIONAL

INSTALL UP/DOWN: Up/Down
OPERATING TEMPERATURE:
-20°C (-4°F), 40°C (104°F)

Always consult a qualified electrician before installing any lighting product.



WESTERN DISTRIBUTION CENTER (HEADQUARTER)
253 NORTH VINELAND AVE | CITY OF INDUSTRY, CA 91746

EASTERN DISTRIBUTION CENTER
4200 SHIRLEY DR. | ATLANTA, GA 30336

P. 626.956.4200 | F. 626.956.4225 | maximlighting.com