



PRODUCT DESCRIPTION

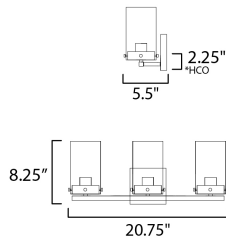
Simple clear glass cylinders are secured by decorative thumb screws in this transitional collection of sconces and pendants both neutral in design and suitable for damp applications. Choose from Satin Nickel or a two-tone Black and Satin Brass finish to pair with popular interior finishes in hardware, plumbing and decor.

MEASUREMENTS

DIMENSION : 20.75" W x 8.25" H x 5.5" Ext
 BACK PLATE : 4.75" W x 4.75" H x 2.25" HCO
 HANGING WEIGHT : 4.05 lb



LAMPING

INPUT VOLTAGE : 120V
 BULB : 3 x 60W Incandescent E26 Medium , 180W Total
 BULB INCLUDED : (Not Included)
 DIMMABLE :



*height from center of outlet to the top of the fixture

FINISHES OPTION

-  Black / Satin Brass (BKSBR)
-  Satin Nickel (SN)

GLASS

Clear CL

MATERIAL

Steel, Glass

RATINGS

Damp Location



ADDITIONAL

INSTALL UP/DOWN: Up/Down
 OPERATING TEMPERATURE:
 -20°C (-4°F), 40°C (104°F)

Always consult a qualified electrician before installing any lighting product.



WESTERN DISTRIBUTION CENTER (HEADQUARTER)
 253 NORTH VINELAND AVE | CITY OF INDUSTRY, CA 91746

EASTERN DISTRIBUTION CENTER
 101 GARDNER PARK | PEACHTREE CITY, GA 30269

P. 626.956.4200 | F. 626.956.4225 | maximlighting.com