





**PRODUCT DESCRIPTION**

The classic design of the Madera collection is a perfect marriage of style and value. The square metal tube frame available in either Oil-Rubbed Bronze with Wilshire glass or Satin Silver with Ice glass affords the luxury of options for any style of home.

**FINISHES OPTION**

-  Oil Rubbed Bronze (OI)
-  Satin Silver (SS)

**GLASS**

Ice IC

**MATERIAL**

Steel, Acid Etched Glass

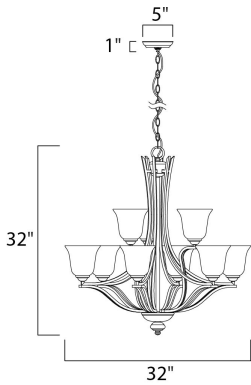
**RATINGS**

cETLus  
Dry Location



**ADDITIONAL**

OPERATING TEMPERATURE:  
-20°C (-4°F), 40°C (104°F)



**MEASUREMENTS**

DIMENSION : 32" L x 32" W x 32" H  
 CANOPY : 5" W x 1" H x 5" L  
 HANGING WEIGHT : 23.15 lb

**LAMPING**

INPUT VOLTAGE : 120V  
 BULB : 9 x 60W Incandescent E26 Medium , 540W Total  
 BULB INCLUDED : (Not Included)  
 DIMMABLE : Yes

Always consult a qualified electrician before installing any lighting product.



WESTERN DISTRIBUTION CENTER (HEADQUARTER)  
 253 NORTH VINELAND AVE | CITY OF INDUSTRY, CA 91746

EASTERN DISTRIBUTION CENTER  
 101 GARDNER PARK | PEACHTREE CITY, GA 30269

P. 626.956.4200 | F. 626.956.4225 | maximlighting.com