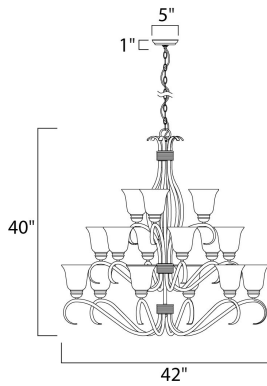




**PRODUCT DESCRIPTION**

Contemporary collection with sweeping arms and clean lines. Offered in Ice glass and Satin Nickel finish or Wilshire glass and Oil Rubbed Bronze finish.





**MEASUREMENTS**

DIMENSION : 42" L x 42" W x 40" H  
 MAX OAH : 40.35" OAH  
 CANOPY : 5" W x 1" H x 5" L  
 HANGING WEIGHT : 36.95 lb

**LAMPING**

INPUT VOLTAGE : 120V  
 BULB : 15 x 60W Incandescent E26 Medium , 900W Total  
 BULB INCLUDED : (Not Included)  
 DIMMABLE : Yes

**FINISHES OPTION**

-  Oil Rubbed Bronze (OI)
-  Satin Nickel (SN)

**GLASS**

Frosted FT

**MATERIAL**

Steel, Glass

**RATINGS**

cETLus  
 Dry Location



**ADDITIONAL**

ADJUSTABLE  
 OPERATING TEMPERATURE:  
 -20°C (-4°F), 40°C (104°F)

Always consult a qualified electrician before installing any lighting product.



WESTERN DISTRIBUTION CENTER (HEADQUARTER)  
 253 NORTH VINELAND AVE | CITY OF INDUSTRY, CA 91746

EASTERN DISTRIBUTION CENTER  
 101 GARDNER PARK | PEACHTREE CITY, GA 30269

P. 626.956.4200 | F. 626.956.4225 | maximlighting.com