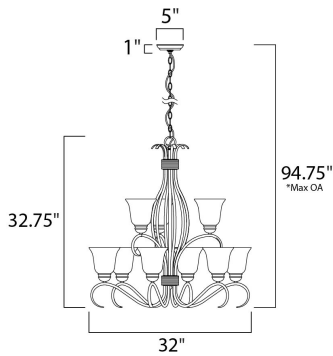




PRODUCT DESCRIPTION

Contemporary collection with sweeping arms and clean lines. Offered in Ice glass and Satin Nickel finish or Wilshire glass and Oil Rubbed Bronze finish.



*max overall height



MEASUREMENTS

- DIMENSION : 32" L x 32" W x 32.75" H
- MAX OAH : 94.75" OAH
- CANOPY : 5" W x 1" H x 5" L
- HANGING WEIGHT : 21.21 lb

LAMPING

- INPUT VOLTAGE : 120V
- BULB : 9 x 60W Incandescent E26 Medium , 540W Total
- BULB INCLUDED : (Not Included)
- DIMMABLE : Yes

FINISHES OPTION

-  Oil Rubbed Bronze (OI)
-  Satin Nickel (SN)

GLASS

Wilshire WS

MATERIAL

Steel, Glass

RATINGS

cETLus
Dry Location



ADDITIONAL

ADJUSTABLE
OPERATING TEMPERATURE:
-20°C (-4°F), 40°C (104°F)

Always consult a qualified electrician before installing any lighting product.



WESTERN DISTRIBUTION CENTER (HEADQUARTER)
253 NORTH VINELAND AVE | CITY OF INDUSTRY, CA 91746

EASTERN DISTRIBUTION CENTER
101 GARDNER PARK | PEACHTREE CITY, GA 30269

P. 626.956.4200 | F. 626.956.4225 | maximlighting.com