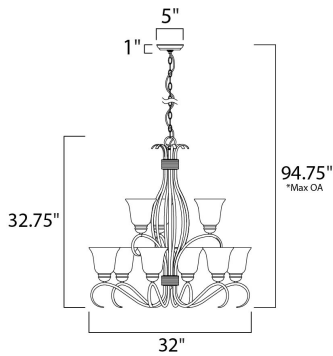




**PRODUCT DESCRIPTION**

Contemporary collection with sweeping arms and clean lines. Offered in Ice glass and Satin Nickel finish or Wilshire glass and Oil Rubbed Bronze finish.



\*max overall height



**MEASUREMENTS**

- DIMENSION : 32" L x 32" W x 32.75" H
- MAX OAH : 94.75" OAH
- CANOPY : 5" W x 1" H x 5" L
- HANGING WEIGHT : 21.21 lb

**LAMPING**

- INPUT VOLTAGE : 120V
- BULB : 9 x 60W Incandescent E26 Medium , 540W Total
- BULB INCLUDED : (Not Included)
- DIMMABLE : Yes

**FINISHES OPTION**

-  Oil Rubbed Bronze (OI)
-  Satin Nickel (SN)

**GLASS**

Ice IC

**MATERIAL**

Steel, Glass

**RATINGS**

cETLus  
Dry Location



**ADDITIONAL**

OPERATING TEMPERATURE:  
-20°C (-4°F), 40°C (104°F)

Always consult a qualified electrician before installing any lighting product.



WESTERN DISTRIBUTION CENTER (HEADQUARTER)  
253 NORTH VINELAND AVE | CITY OF INDUSTRY, CA 91746

EASTERN DISTRIBUTION CENTER  
101 GARDNER PARK | PEACHTREE CITY, GA 30269

P. 626.956.4200 | F. 626.956.4225 | maximlighting.com